

Test laboratory for the fire behavior of building materials, Dipl.-Ing. (FH) Andreas Hoch
Testing, supervising and certifying body, authorized by the building supervision authority

TEST REPORT

PZ-Hoch-240531-5

for the proof of Fire behaviour according to DIN 4102, part 1
Translation of the German test report – no guarantee for translation of technical terms

company	Neschen Coating GmbH Hans-Neschen-Straße 1 D-31675 Bückeburg
description of samples	printable self-adhesive film, consisting of PVC, white, glossy
name of the material	„print performance GP HOP air-matrix“
sampling	by the company itself
content of request	Proof of flammability to classify building materials to class B1 “schwerentflammbar” according to DIN 4102, part 1
validity of test report	30.04.2029
result	The examined products meet the requirements of class B1 for “schwerentflammbare” (hardly flammable) building materials according to DIN 4102, part 1 (May 1998), if glued on metallic substrates with a density of $\geq 2.025 \text{ kg/m}^3$, a melting point of $\geq 500^\circ\text{C}$ and a thickness of $\geq 0,8\text{mm}$.

This test report includes 4 pages and 5 enclosures.

Remark: If the above-mentioned building material is not used as product according to MBO § 2, Abs. 9, Ziffer 1, there is no need for a general building supervisory test report.

This test report is not valid if the examined building material is used as product in the meaning of state building prescriptions (MBO § 17, Abs. 3).

This test report does not replace an eventually necessary proof of applicability concerning building supervisory or building laws in the meaning of state building prescriptions. This has to be verified by:

- “allgemeine bauaufsichtliche Zulassung” (general building inspectorate approval) or by
- „allgemeines bauaufsichtliches Prüfzeugnis“ (general building inspectorate certificate) or by
- “Zustimmung im Einzelfall” (exceptional approval)

This test report can underlie building supervisory procedures

- for regular building products for the prescribed proofs of conformity
- for non-regular building products for the needed proofs of applicability.

This test report must not be published and copied without preceding agreement of the test laboratory and if agreed, only during validity and unchanged concerning appearance and contents.

1. Description of test material in condition as delivered

PN 39042: „print performance GP HOP air-matrix“

- printable self-adhesive film, consisting of PVC, white, glossy -

characteristic values determined by the test laboratory:

whole thickness: about 0,28 mm

thickness of self-adhesive film: about 0,12 mm

area weight of self-adhesive film: about 147 g/m²

The testing laboratory is not provided with further details concerning composition of the tested building materials. Samples are deposited.

2. Preparation of samples

The samples were kept in climate chamber 23/50 until they reached constant weight.

The self-adhesive foil was glued on aluminium panels with a thickness of about 1,0 mm, according to DIN 4102-16: 2020-11, point 5.4, d, ii.

3. Arrangement of samples mounting: self-adhesive foil glued on aluminium panels

#7611: flaming in transverse direction

#7612: flaming in machine direction

#7643: flaming in transverse direction

#7644: flaming in transverse direction

4. Date of test CW 15 and 16 in 2024

5. Results The test has been examined according to DIN 4102 (Mai 1998)

line no	Measurement	Result with the tested specimen				Dim.
	Test number	#7611	#7612	#7643	#7644	
	flaming direction / side	transverse	machine	transverse	transverse	
1	Number of specimen arrangement acc. to. DIN 4102/T15, schedule 1	7	7	7	7	---
2	Maximum flame height above bottom edge of the specimen	70	80	70	70	---
3	Time ¹⁾	1:05	1:15	1:04	1:05	---
4	Burn through / melting Time ¹⁾	./.	./.	./.	./.	./.
	Observations on the back side of the specimen					
5	Flames / Glowing Time ¹⁾	---	---	---	---	---
6	Change of colour Time ¹⁾	./.	./.	./.	./.	./.
7	Falling of burning droplets Start ¹⁾	./.	./.	./.	./.	./.
8	Extent					
9	sporadic falling of burning droplets ²⁾	---	---	---	---	---
10	continuous falling of burning droplets ²⁾	---	---	---	---	---
11	Falling of burning droplets Start ¹⁾	./.	./.	./.	./.	./.
12	Extent					
13	sporadic falling of burning droplets ²⁾	---	---	---	---	---
14	continuous falling of burning droplets ²⁾	---	---	---	---	---

line	Measurement	Result with the tested specimen				Dim.
		#7611	#7612	#7643	#7644	
	Test number	#7611	#7612	#7643	#7644	
	flaming direction / side	transverse	machine	transverse	transverse	
13	<u>After flame time at the bottom of the sieve (max.)</u>	./.	./.	./.	./.	min:s
14	<u>Impairment of the burner by dropping or falling material:</u> Time ¹⁾	./.	./.	./.	./.	min:s
15	Final occurrence of burning at the specimen ¹⁾	3:20	1:48	3:15	2:06	min:s
16	Time of eventually end of test ¹⁾	./.	./.	./.	./.	min:s
17	<u>After flame after end of test</u> Time ¹⁾	./.	./.	./.	./.	min:s
18	Number of specimen	./.	./.	./.	./.	
19	Front side of specimen ²⁾	./.	./.	./.	./.	
20	Back side of specimen ²⁾	./.	./.	./.	./.	
21	flame length	./.	./.	./.	./.	cm
22	<u>Afterglow after end of test</u> Time ¹⁾	./.	./.	./.	./.	min:s
23	Number of specimen	./.	./.	./.	./.	
24	<u>Place of appearance</u> Lower half of the specimen ²⁾	./.	./.	./.	./.	
25	Upper half of the specimen ²⁾	./.	./.	./.	./.	
26	Front side of specimen ²⁾	./.	./.	./.	./.	
27	Back side of specimen ²⁾	./.	./.	./.	./.	
28	<u>Density of smoke</u> ≤ 400 % * min	8	8	12	14	% * min
29	> 400 % * min ⁴⁾	./.	./.	./.	./.	% * min
30	Diagram: incl. no.	1	2	3	4	
31	<u>Residual lengths: individual value³⁾</u> Specimen 1	38	44	41	44	cm
	Specimen 2	38	45	38	43	cm
	Specimen 3	41	43	41	40	cm
	Specimen 4	40	47	41	44	cm
32	<u>Average value, individual test ³⁾</u>	39	45	40	43	
33	<u>Photo of specimen in enclosure no.</u>	1	2	3	4	
34	<u>Flue gas temperature</u>	118	115	111	113	°C
35	Maximum of average value Time ¹⁾	08:32	01:20	01:26	09:48	min:s
36	Diagram: incl. no.	1	2	3	4	
37	Remarks: - none -					

¹⁾ indication of times: from the begin of testing procedure

²⁾ checked off if applicable

³⁾ indication of carrier/foam layer separated in case of fire-proofing agents

⁴⁾ very strong development of smoke

6. Explanations concerning the testing procedure

-none-

7. Summary of results and additional establishments to Fire Behaviour

lineo.	measurement	Result with the tested specimen				dimension
	test-no.	#7611 transv. dir.	#7612 machine. dir.	#7643 transv. dir.	#7644 transv. dir.	
1	residual length	39	45	40	43	cm
2	max. smoke temperature	118	115	111	113	°C
3	density of smoke - integral	8	8	12	14	%min
4	remarks: -none-					

According to DIN 4102, part 1, "schwerentflammbare" (hardly flammable) building materials must meet the requirements of class B2.

Pursuant to additional tests in the ignitability apparatus this can be determined (appendix 5).

8. Special remarks

- This report is only valid for the material as described under paragraph 1. In combination with other materials or with additional coatings or grounds etc. the burning behaviour may differ.
- This test report is not valid for the exposure to outdoor climate conditions.
- This test report is not valid, as soon as the fabric is used as a building product in the sense of the "Landesbauordnungen" (state building requirements, MBO § 17, par. 3).
- This test report is no substitute for a General Building Inspectorate Certificate.
- This test report is granted without prejudice to the rights of third parties, in particular private proprietary rights.
- For legal interests only the German original version is relevant.
- In General Building Inspectorates procedures this test report can be based for
 - regular building materials for the required proof of accordance
 - for not regular building materials for the required proof of applicability
- Changes in the report with index -5: name and address of the company & name of the material

9. Validity

This test report is valid until the mentioned date on page 1. The test report becomes invalid in case the standards on which the tests are based are changed.

Fladungen, 14.03.2025

clerk in charge:



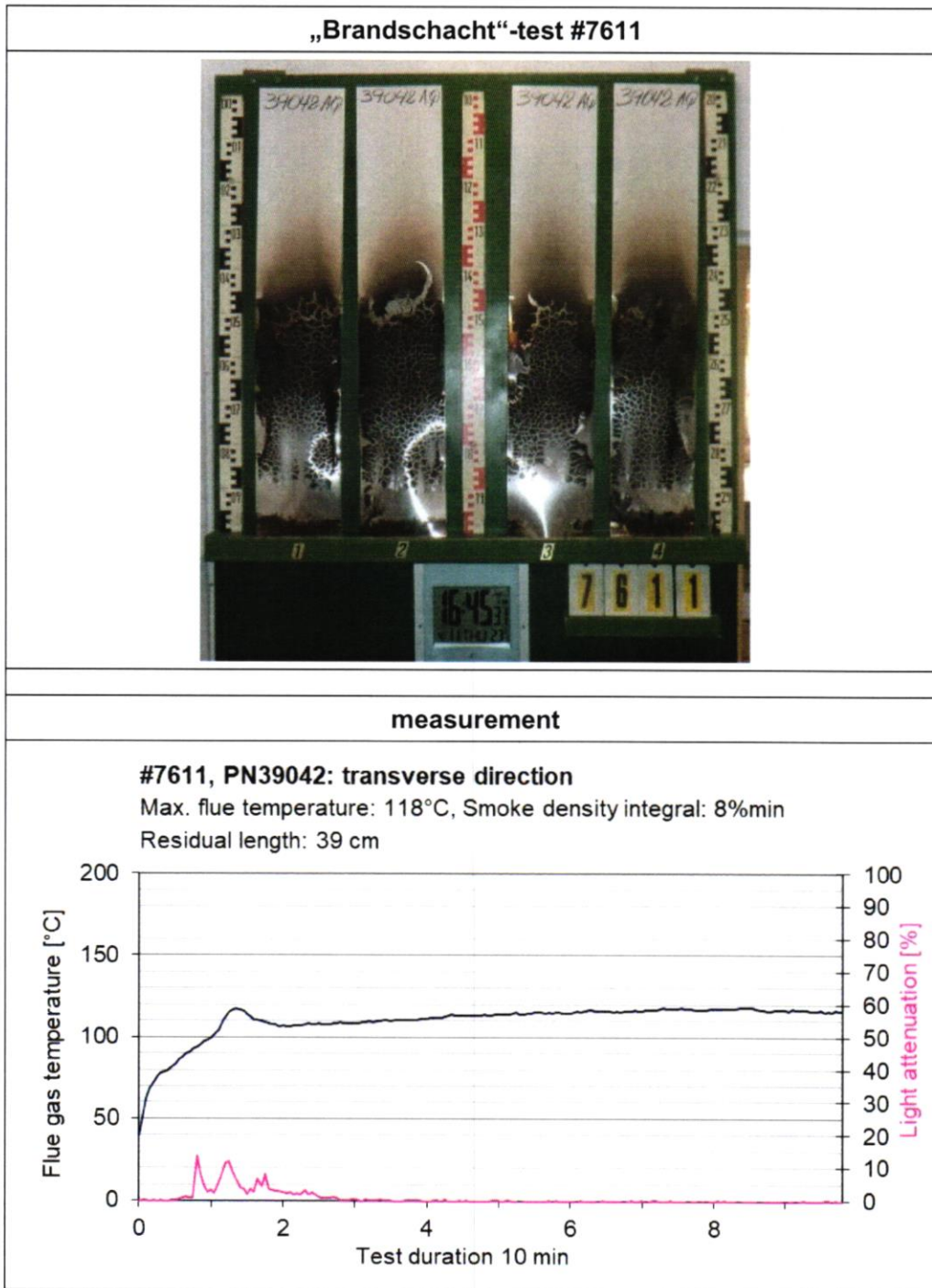
(Silke Biendara)




Head of the test laboratory:



(Dipl.-Ing.(FH) Andreas Hoch)



„Brandschacht“-test #7612

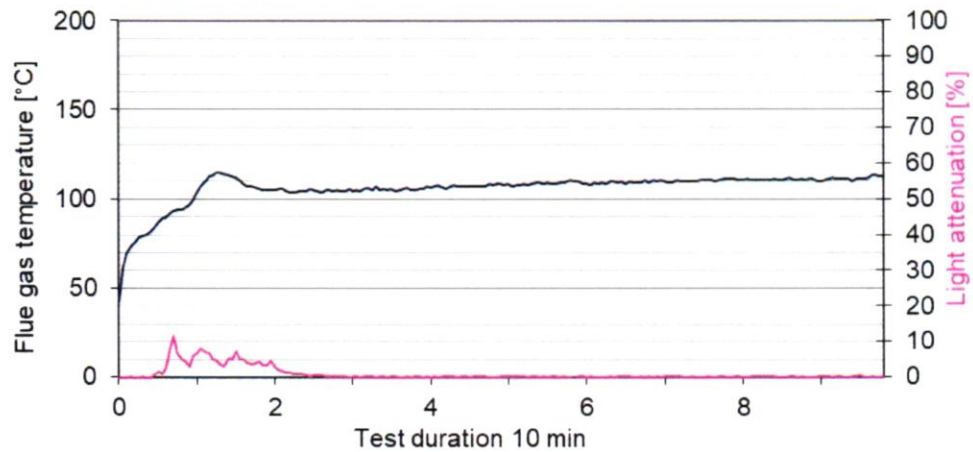


measurement


#7612, PN39042: machine direction

Max. flue temperature: 115°C, Smoke density integral: 8%min

Residual length: 45 cm



„Brandschacht“-test #7643

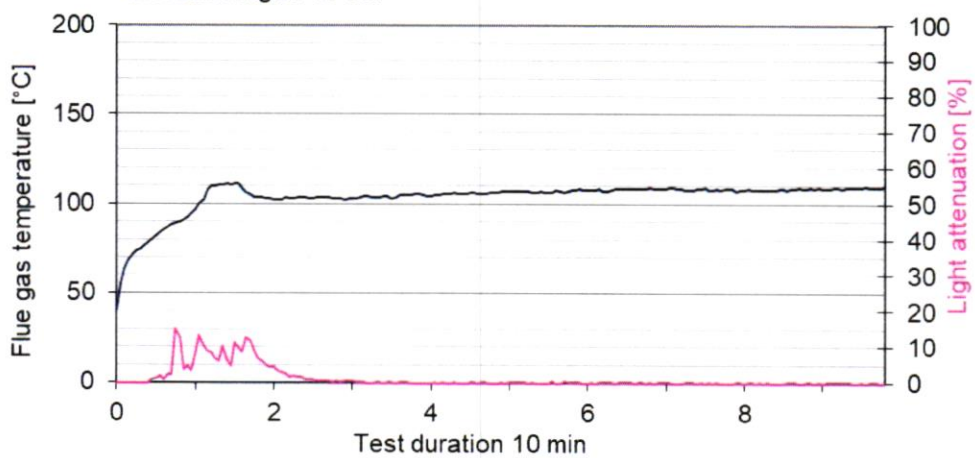


measurement


#7643, PN39042: transverse direction

Max. flue temperature: 111°C, Smoke density integral: 12%/min

Residual length: 40 cm



„Brandschacht“-test #7644

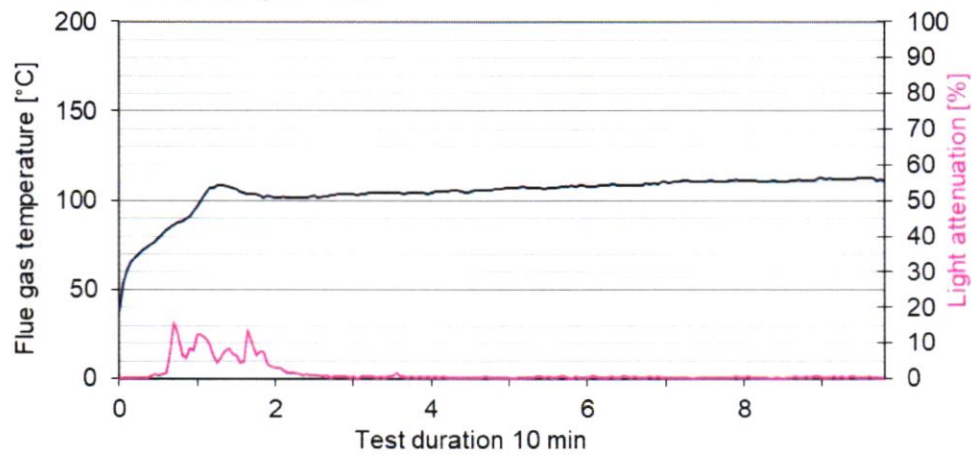


measurement

#7644, PN39042: transverse direction

Max. flue temperature: 113°C, Smoke density integral: 14%/min

Residual length: 43 cm



**Test for normal flammability
 classifying B2 according to DIN 4102**

1. Description of test material in condition as delivered look at page 2
2. Preparation of samples
 Out of the material there have been cut samples for the ignitability apparatus.
 The samples were kept in a climate 23/50 until they reached constant weight.
3. Arrangement of samples -glued on aluminium panels-
 Flaming in machine and in transverse direction
4. Date of test CW 15 in 2024
5. Results

PN 39042: flaming in machine dir.	edge-test						surface-test						Dim
	1	2	3	4	5	6	1	2	3	4	5	6	
samples no.	1	2	3	4	5	6	1	2	3	4	5	6	
ignition ¹⁾	1	1	1	1	1	--	-/-	--	--	--	--	--	s
reaching the mark of measurement ¹⁾²⁾	-/-	-/-	-/-	-/-	-/-	--	-/-	--	--	--	--	--	s
max. flame height	2	2	2	2	2	--	2	--	--	--	--	--	cm
time ¹⁾	2	2	2	2	2	--	-/-	--	--	--	--	--	s
self-cessation of the flames end of afterflame ¹⁾	15	15	15	15	15	--	-/-	--	--	--	--	--	s
end of glowing ¹⁾	15	15	15	15	15	--	-/-	--	--	--	--	--	s
flames were extinguished after ¹⁾	-/-	-/-	-/-	-/-	-/-	--	-/-	--	--	--	--	--	
smoke development (visual)	little						very little						
dropping of burning material during 20 s ¹⁾	-/-	-/-	-/-	-/-	-/-	--	-/-	--	--	--	--	--	s
Appearance after test: burned out till max. height 1 cm x width 1 cm													

PN 39042: flaming in transv. dir.	edge-test						surface-test						Dim
	1	2	3	4	5	6	1	2	3	4	5	6	
samples no.	1	2	3	4	5	6	1	2	3	4	5	6	
ignition ¹⁾	1	--	--	--	--	--	-/-	--	--	--	--	--	s
reaching the mark of measurement ¹⁾²⁾	-/-	--	--	--	--	--	-/-	--	--	--	--	--	s
max. flame height	2	--	--	--	--	--	2	--	--	--	--	--	cm
time ¹⁾	2	--	--	--	--	--	-/-	--	--	--	--	--	s
self-cessation of the flames end of afterflame ¹⁾	15	--	--	--	--	--	-/-	--	--	--	--	--	s
end of glowing ¹⁾	15	--	--	--	--	--	-/-	--	--	--	--	--	s
flames were extinguished after ¹⁾	-/-	--	--	--	--	--	-/-	--	--	--	--	--	s
smoke development (visual)	little						very little						
dropping of burning material during 20 s ¹⁾	-/-	--	--	--	--	--	-/-	--	--	--	--	--	s
Appearance after test: burned out till max. height 1 cm x width 1cm													

¹⁾ time mentioned from the beginning of the test ²⁾ during 20 Sec -/- no appearance -- no information

6. Remarks and explanations to the testing procedure - none –
7. Opinion concerning the dropping of burning material
 The test for normal flammability shows no burning dripping material

----- End of enclosures -----